

# June 30, 2024

Bible Passage: Acts 9:36–42  
(Peter and Tabitha)

## The Lord Who Heals

### Remember Verse

But you will receive power when the Holy Spirit comes on you; and you will be my witnesses in Jerusalem, and in all Judea and Samaria, and to the ends of the earth. Acts 1:8

## LESSON OVERVIEW

**CONNECT//**  
10 minutes



I Believe It!

### SUPPLIES

- Index cards (1 per child)
- Pens

**GATHER//**  
30 minutes



Remember Verse

Game: Draw the Verse

### SUPPLIES

- Markers or colored pencils
- Paper (1 sheet per child)
- Tape

Storytelling

### SUPPLIES

- Optional: Investigate Questions\*

- Bibles
- Fabric (6 pieces, each 5" x 8")
- Fabric marker
- Clothespins (6)
- Rope (about 4')
- Optional: tacks

Discussion Questions

**RESPOND//**  
15 minutes



Healing Prayers

### SUPPLIES

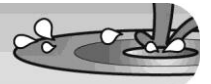
- Card stock (1 sheet per child)
- Colored pencils or pastels

(Optional) Helping Hand Relay

### SUPPLIES

- Masking or painter's tape
- Chair

**BLESS//**  
5 minutes



### SUPPLIES

- Remember Verse cards\*
- At Home Weekly: Lesson 5\*
- Bible
- Fabric (1 small piece per child approx. 5" x 8", plain colors)
- Fabric markers

### Further Resources

To help you plan and lead:

**Customizable copy of Lesson 4 2018–19 Scope and Sequence TruStory How It Works Small Group Enhancement**

**At Home Weekly: Lesson 4**

The weekly for the next lesson—to be sent home for preteaching by parents—is found in BLESS.

# LEADER PREP

*Each week you'll find a list of resources along with encouraging articles that help you prepare your heart to present the lesson.*

---

## **Inspire** *Shares personal stories from fellow ministry leaders about how God has worked in their lives*

Two weeks from now is the second anniversary of the death of my sister-in-law. She and my brother had been married only a year when they discovered her leukemia. What they thought would be an easy treatment turned into grueling chemo sessions that failed to stop her cancer. She lasted only seven months after her diagnosis—the cancer was too strong and would not quit destroying her body.

I was in the room as my sister-in-law was passing away. It was a raw and awful time that I will never forget. As she struggled to let go, my mom and I sat and prayed with her. We spoke of the healing God brought her through the death of Jesus for her sins. We spoke of the peace He is able to offer when all around us is broken. We cried over the truth that God is victorious, but death has not yet quite lost its sting.

The Lord did not physically heal my sister-in-law. We grieved at her funeral and struggled through many dark days. But although God didn't heal her body, He healed her soul. She had accepted Christ and knew of the power of His resurrection. The sin that affects us all was wiped clean from her life by the cleansing power of the Holy Spirit. The Lord who heals brought new life to my sister-in-law, and one day we will see her again and rejoice with her. Together we will worship the Healer in glory.

*Denise Snyder*  
Crossroads Church

---

## **Equip** *Offers perspective and context to the lesson's Bible passage*

Peter plays a large role in the first half of Acts before Paul takes over the narrative. The first part of Acts 9 tells of Saul's (Paul's) conversion, and here we continue to see how the message of Jesus starts to spread to a wider region.

Peter goes to Lydda, northwest of Jerusalem, where he heals a man in Jesus' name, which causes many to believe. Meanwhile, Tabitha, a woman who helped the poor, becomes ill in Joppa. Joppa is a seaport on the coast of the Mediterranean Sea. Because it was closer to Jerusalem than Caesarea, it became a principal port for Israel.

Peter is called to Joppa when Tabitha dies, showing how the message of Jesus continues to move out from Jerusalem. Peter raises Tabitha from the dead in a way very similar to Jesus' raising of Jairus' daughter in Mark 5. When Jesus raised Jairus' daughter, He told the girl to rise: "Talitha koum!" (Mark 5:41). Here in Joppa, Peter raises Tabitha with "Tabitha, koum." The parallels here are not insignificant. Jesus passed on the powers He possessed to His followers through the indwelling of the Holy Spirit.

This miracle becomes known all over Joppa, and many start believing in Jesus. Because Joppa is a seaport, it's likely that the message of Jesus starts going out to sea and continues to spread the good news to the ends of the earth.

---

## **Support** *Provides reflection and assessment through encouragement, prayer, and time in God's Word*


Throughout the Bible, God's prophets heal others in order to show His power. The ministry of Jesus continues this phenomenon, and then, after the coming of the Holy Spirit, Jesus' followers begin healing in His name. These very real physical healings that take place validate the power of Jesus. Have you ever known someone whom Jesus healed physically?

When these healings take place, God does much more than just heal one person. Those who hear of the miracle begin to believe, and God heals them spiritually. God changes hearts and transforms people's lives as they understand that Jesus is the One who came to save. When were you spiritually healed by the Father? The children in your group

come from all types of situations. Some face physical illnesses in their bodies or in their family members' bodies. Others are hurt emotionally or spiritually. The beautiful thing is that our Lord heals it all. He is the One who can bind up the brokenhearted as well as heal our physical wounds.

As you prepare to interact with your children this week, pray for them as specifically as possible. Pray for areas in their lives where you know they need healing and ask God to use you as His instrument in whatever way possible. Then, as you go through your time with the kids, be sensitive to those who may be broken and may need extra attention. Encourage them with the truth that our God heals and makes all things new.

## CONNECT//10 minutes



*Children develop relationships with their leaders and one another through simple activities and conversation starters.*

### I Believe It!

Lead your fifth and sixth graders in an activity during which they will share some unique things about themselves.

#### SUPPLIES

- Index cards (1 per child)
- Pens

#### RELATE

**CONNECT QUESTION:** Welcome and greet students. Open your time by asking this question: **What's the most amazing thing that's happened to you?**

**God has given each of us special gifts and abilities that we can share with others. Let's share some unique things about ourselves today.** Give an index card and a pen to each student. Have each student write one true thing about himself that others may not know and then write down three false things about himself. Then have each kid take a turn reading his card out loud and have the group vote on which statement they think is true by saying, "I believe it!" Then the person sharing his card will reveal the true statement. Continue until each student has a turn to share.

## GATHER//30 minutes



*Children experience and learn more about God through prayer, storytelling from The Big God Story, an investigation into God's Word, and creative ways to memorize Scripture.*

### Remember Verse

Each week children will spend time memorizing a portion of Scripture together. The Remember Verse focuses on a character trait of God that's highlighted in today's portion of The Big God Story.

But you will receive power when the Holy Spirit comes on you; and you will be my witnesses in Jerusalem, and in all Judea and Samaria, and to the ends of the earth. Acts 1:8

### Game: Draw the Verse

#### SUPPLIES

- Markers or colored pencils
- Paper (1 sheet per child)
- Tape

#### RELATE

Assign one word of the Remember Verse to each child. If you have a small group, assign two words to several of the children. Invite the kids to draw a picture or symbol to represent their word in the Remember Verse. Then put the pictures in order and tape them to a wall in your room. Have the children repeat the Remember Verse using the pictures they made. Say the verse together until the children know it well.

# Storytelling

**Bible Passage: Acts 9:36–42**

**Storytelling Technique: Objects**

**The Lord Who Heals**

## SUPPLIES

- Optional: Investigate Questions (see Resources)
- Bibles
- Fabric (6 pieces, each 5" x 8")
- Fabric marker
- Clothespins (6)
- Rope (about 4')
- Optional: tacks

## SET UP

Make a small “clothesline” by either tacking the rope from wall to wall or tying it to two chairs. Place the clothespins nearby.

## RELATE

**After Jesus went up to heaven, He sent the Holy Spirit to be with all who choose to trust and obey Him. Before He left, Jesus gave His disciples a very important job. What was it?** Pause for responses. **Good thoughts. He told them to go and tell the world that He is the way to be with God forever. Many people heard the good news of Jesus and decided to put their faith in Him. Some even sacrificed their lives to make sure that the people of the world heard the truth about the Lord. We heard of one such man during our last time together. What was his name?** Encourage responses. **Yes—Stephen. Let’s pray and ask the Holy Spirit to speak to our hearts today.** Lead children in a Prayer of Release to pause, be still, and ask the Holy Spirit to quiet their hearts and minds.

**The 12 apostles trusted Jesus as they continued to obey His words. God used the boldness of one of the disciples, Peter, to share the good news of Jesus with people far and wide. How did God use Peter to care for others and spread the good news?** Interact with responses. **Peter preached to a big crowd of people about how Jesus is the Messiah (Acts 2).** Hold up a piece of fabric and ask kids to give you one word that describes how God used Peter in Acts 2. The word might be “preaching” or “sharing” or “boldness.” Write the word on the fabric and pin it to one end of the clothesline.

**One of the ways God showed that the disciples’ message was true was by healing sick or injured people. God used the disciples to show that He loves people and that He is the Lord who heals. Peter also healed a crippled beggar in Jesus’ name (Acts 3).** Hold up another piece of fabric and ask for a word that describes Peter’s care for others. The word might be “healing” or “helping.” Write it on the fabric and pin it next to the other piece of fabric on the clothesline. **Peter kept preaching about Jesus, no matter what, to anyone who would listen. He was even put in jail, but that didn’t stop him from telling people the good news (Acts 3–4).** Ask for another word to describe Peter’s following God’s plans for him to help others and write it on the fabric. The word might be “dedication” or “determination.” Pin it to the clothesline.

Invite children to turn to Acts 9. Have a volunteer read vv. 36–37. **In the city of Joppa lived a disciple named Tabitha who had become very sick. The people with her felt very sad. Tabitha loved Jesus and showed this love to others by serving the poor.** Ask for a word that represents Tabitha’s gifts or how she cared for others, such as “service” or “caring,” and add it to the clothesline. **She also made clothes for people who didn’t have any.** Hold up another piece of fabric, write “clothing” on it, and add to clothesline. **She became so ill that she could no longer care for others. Then one day, she died. Her friends washed her body and placed her in a bed so that they could prepare for the funeral.** Remove the two pieces of fabric related to Tabitha from the clothesline.

Invite a volunteer to read vv. 38–39. **Tabitha’s friends knew that Peter was in a nearby town, so they sent two men to ask him to come to Joppa. When he arrived, Tabitha’s friends brought him up to the room where they had put Tabitha’s body. They showed Peter some of the clothing Tabitha had made for them.** Run your hand across the pieces of fabric on the clothesline.

Ask a volunteer to read vv. 40–41. **Peter knew the Lord who heals, so he asked everyone in the room to leave, and then he got down on his knees by Tabitha’s bed and began to pray.** Write “prayer” on a piece of fabric and add to clothesline. **He turned toward Tabitha’s body, and then he said, “Tabitha, get up” (Acts 9:40). Suddenly, Tabitha opened her eyes and sat up in bed! God had raised Tabitha from the dead! Peter took Tabitha’s hand and helped her get up. He called for her friends and showed them what God had done. The Lord heals! Tabitha was alive!** Pin the two fabric pieces related to Tabitha back to the clothesline.

Invite a volunteer to read v. 42. **This was the most amazing miracle anyone in Joppa had ever seen. People all over the town began talking about what God had done. Many people believed in Jesus because of this amazing**

miracle. God used His servants Peter and Tabitha to show His mighty power and to help people believe in Him.

In this part of The Big God Story, God showed that He is the Lord who heals. Through Peter, God did a great miracle that brought Tabitha back to life and helped more people know about Jesus. There is no sickness too great for God to heal! He has power over everything, and He is able to restore health and make people new.

Share a personal story of how you or someone you know experienced the Lord who heals.

#### Discussion Questions

- **What did Tabitha do for the people in Joppa?** Acts 9:36, 39
- **What did the people do for Tabitha when she died?** Acts 9:37–38
- **What did Peter do when he arrived?** Acts 9:39–40 **Why do you think that was important?**
- **What happened in Joppa after Tabitha came back to life?** Acts 9:42
- **How has God shown you that He is the Lord who heals?**
- **How can God use us to bring healing to others?**

## RESPOND//15 minutes



*Children reflect on what the Holy Spirit is teaching them and respond to God through creative activities and games.*

## Healing Prayers

In this response time, students will have the opportunity to pray for people they know who need healing.

#### SUPPLIES

- Card stock (1 sheet per child)
- Colored pencils or pastels

#### RELATE

**God is the Lord who heals! He holds the power to heal, and we can trust Him to care for us and those we love. God showed that He heals through the disciples. God shows other people who He is through us. Isn't that amazing? The Holy Spirit lives inside us like He lived inside the apostles, so we also have the power to pray for the sick! Whom do you know who needs healing?** Pause for answers. Invite the students to pray for the people they know who need healing by creating artwork. Encourage the students to take a moment to pray and ask the Holy Spirit how to pray for these people. They may want to ask the Holy Spirit to give them a picture of the person or an image that represents what God is doing in the person's life. Then they can turn their prayer into artwork using the card stock and colored pencils or pastels. They can also choose to write out a prayer on the card stock and then decorate it.

### Developmentally Speaking

Even though fifth and sixth graders are capable of carrying out assigned roles and plans, they tend to avoid taking on responsibility. Allowing the children to choose whom they want to pray for allows them to experience ownership and makes it more likely that they will want to continue to pray for this person.

## (Optional) Helping Hand Relay

Lead your kids in a relay during which they'll help each other get up and run the race.

#### SUPPLIES

- Masking or painter's tape
- Chair

#### SET UP

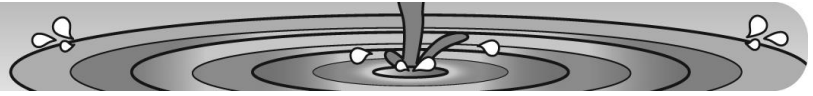
Use the tape to make a start line (several feet long) on the floor on one side of the room. On the other side of the room, place the chair.

#### RELATE

**When Tabitha died, the disciples sent men to urge Peter to "please come at once!" Peter came with them, went into the room where Tabitha's body was, and prayed. Then he told Tabitha to get up. Miraculously, she got up—she came back to life!**

**In this relay race, you will help each other get up and run the race.** To play, divide your kids into two teams, and have the teams sit down on one side of the room. When you shout, "Go!" the first child from each team will stand up, run to the other side of the room to the chair, touch it, and run back to his teammates. Then he will reach down and help up his next teammate. This child will run across the room to the chair, touch it, run back to her teammates, and help the next child up. This will continue until all players have run the relay. The first team to finish wins.

**BLESS//** 5 minutes



**Children receive a blessing from their leaders and sometimes one another. A blessing can be a prayer of commission, a portion of Scripture, or words to encourage and guide.**

#### **SUPPLIES**

- Remember Verse cards (see Resources)
- At Home Weekly: Lesson 5 (see Resources)
- Bible
- Fabric (1 small piece per child approx. 5" x 8", plain colors)
- Fabric markers

#### **RELATE**

Invite your students to sit together in a circle. Give each child a piece of fabric. Encourage the kids to cup their hands in front of them and hold the fabric in their hands as you read the blessing from Jeremiah 30:17.

**But I will restore you to health and heal your wounds.**

**May God care for your body, heart, and mind in every way. May He show Himself as the Lord who heals to you and those around you.**

Then pass out the fabric markers for the students to write their own words or phrases of praise to God on their fabric. For example, they might write "Healer," "Loving," or "Sees Me." Then encourage the kids to hand their piece of fabric to the person next to him as they bless that person by saying, "May God heal you in every way." Encourage the kids to take their pieces of fabric home to remind them to look for people God desires to heal.

Send home Remember Verse cards and the At Home Weekly with your kids.